

HVAC PLAN - WEST
SCALE: 3/8" = 1'-0"

M1.1a
HVAC PLAN - WEST

THIS DRAWING IS THE PROPERTY OF COLLETT-BUSSELL ARCHITECTS, INC. NO PART OF THIS DOCUMENT MAY BE REPRODUCED OR TRANSMITTED IN ANY FORM OR BY ANY MEANS, ELECTRONIC OR MECHANICAL, WITHOUT THE EXPRESS WRITTEN PERMISSION OF COLLETT-BUSSELL ARCHITECTS, INC.

PROJECT: KING SCOPERS KSI #7
MECHANICAL WORK
FALCON CO

DATE: 08/20/2014
DESIGNER: COLLETT-BUSSELL ARCHITECTS, INC.
DRAWN BY: COLLETT-BUSSELL ARCHITECTS, INC.

DATE: 08/20/2014
DESIGNER: COLLETT-BUSSELL ARCHITECTS, INC.
DRAWN BY: COLLETT-BUSSELL ARCHITECTS, INC.

DATE: 08/20/2014
DESIGNER: COLLETT-BUSSELL ARCHITECTS, INC.
DRAWN BY: COLLETT-BUSSELL ARCHITECTS, INC.

DATE: 08/20/2014
DESIGNER: COLLETT-BUSSELL ARCHITECTS, INC.
DRAWN BY: COLLETT-BUSSELL ARCHITECTS, INC.

DATE: 08/20/2014
DESIGNER: COLLETT-BUSSELL ARCHITECTS, INC.
DRAWN BY: COLLETT-BUSSELL ARCHITECTS, INC.

DATE: 08/20/2014
DESIGNER: COLLETT-BUSSELL ARCHITECTS, INC.
DRAWN BY: COLLETT-BUSSELL ARCHITECTS, INC.

DATE: 08/20/2014
DESIGNER: COLLETT-BUSSELL ARCHITECTS, INC.
DRAWN BY: COLLETT-BUSSELL ARCHITECTS, INC.

DATE: 08/20/2014
DESIGNER: COLLETT-BUSSELL ARCHITECTS, INC.
DRAWN BY: COLLETT-BUSSELL ARCHITECTS, INC.

DATE: 08/20/2014
DESIGNER: COLLETT-BUSSELL ARCHITECTS, INC.
DRAWN BY: COLLETT-BUSSELL ARCHITECTS, INC.

DATE: 08/20/2014
DESIGNER: COLLETT-BUSSELL ARCHITECTS, INC.
DRAWN BY: COLLETT-BUSSELL ARCHITECTS, INC.

DATE: 08/20/2014
DESIGNER: COLLETT-BUSSELL ARCHITECTS, INC.
DRAWN BY: COLLETT-BUSSELL ARCHITECTS, INC.

DATE: 08/20/2014
DESIGNER: COLLETT-BUSSELL ARCHITECTS, INC.
DRAWN BY: COLLETT-BUSSELL ARCHITECTS, INC.

DATE: 08/20/2014
DESIGNER: COLLETT-BUSSELL ARCHITECTS, INC.
DRAWN BY: COLLETT-BUSSELL ARCHITECTS, INC.

DATE: 08/20/2014
DESIGNER: COLLETT-BUSSELL ARCHITECTS, INC.
DRAWN BY: COLLETT-BUSSELL ARCHITECTS, INC.

DATE: 08/20/2014
DESIGNER: COLLETT-BUSSELL ARCHITECTS, INC.
DRAWN BY: COLLETT-BUSSELL ARCHITECTS, INC.

DATE: 08/20/2014
DESIGNER: COLLETT-BUSSELL ARCHITECTS, INC.
DRAWN BY: COLLETT-BUSSELL ARCHITECTS, INC.

DATE: 08/20/2014
DESIGNER: COLLETT-BUSSELL ARCHITECTS, INC.
DRAWN BY: COLLETT-BUSSELL ARCHITECTS, INC.

DATE: 08/20/2014
DESIGNER: COLLETT-BUSSELL ARCHITECTS, INC.
DRAWN BY: COLLETT-BUSSELL ARCHITECTS, INC.

DATE: 08/20/2014
DESIGNER: COLLETT-BUSSELL ARCHITECTS, INC.
DRAWN BY: COLLETT-BUSSELL ARCHITECTS, INC.

DATE: 08/20/2014
DESIGNER: COLLETT-BUSSELL ARCHITECTS, INC.
DRAWN BY: COLLETT-BUSSELL ARCHITECTS, INC.

DATE: 08/20/2014
DESIGNER: COLLETT-BUSSELL ARCHITECTS, INC.
DRAWN BY: COLLETT-BUSSELL ARCHITECTS, INC.

DATE: 08/20/2014
DESIGNER: COLLETT-BUSSELL ARCHITECTS, INC.
DRAWN BY: COLLETT-BUSSELL ARCHITECTS, INC.

DATE: 08/20/2014
DESIGNER: COLLETT-BUSSELL ARCHITECTS, INC.
DRAWN BY: COLLETT-BUSSELL ARCHITECTS, INC.

DATE: 08/20/2014
DESIGNER: COLLETT-BUSSELL ARCHITECTS, INC.
DRAWN BY: COLLETT-BUSSELL ARCHITECTS, INC.

DATE: 08/20/2014
DESIGNER: COLLETT-BUSSELL ARCHITECTS, INC.
DRAWN BY: COLLETT-BUSSELL ARCHITECTS, INC.

DATE: 08/20/2014
DESIGNER: COLLETT-BUSSELL ARCHITECTS, INC.
DRAWN BY: COLLETT-BUSSELL ARCHITECTS, INC.

DATE: 08/20/2014
DESIGNER: COLLETT-BUSSELL ARCHITECTS, INC.
DRAWN BY: COLLETT-BUSSELL ARCHITECTS, INC.

NUMBER	DESCRIPTION
101	MEAT & SEAFOOD COOLER
102	PRODUCE COOLER
103	MEAT SERVICE
104	STANDING COOKER
105	SEAFOOD
106	SALES
107	VEGETABLE
108	CART CORRAL
109	FEDERAL SALES
110	STARBUCKS
111	SEATING

KEYNOTE LEGEND

101 MEAT & SEAFOOD COOLER
102 PRODUCE COOLER
103 MEAT SERVICE
104 STANDING COOKER
105 SEAFOOD
106 SALES
107 VEGETABLE
108 CART CORRAL
109 FEDERAL SALES
110 STARBUCKS
111 SEATING

Produced by: **CR architecture + design**
 600 West 4th Street, Suite 2100, Seattle, WA 98104 | P: 206.467.4941
 1075 Broadway, Suite 2400, Denver, CO 80202 | P: 303.469.4949
 335 South South Street, Suite 300, Minneapolis, MN 55402 | P: 612.467.4941
 300 West 10th Street, Suite 200, Seattle, WA 98104 | P: 206.467.4941



KEYNOTE LEGEND

NUMBER	DESCRIPTION
101	100% DESIGN
102	90% DESIGN
103	80% DESIGN
104	70% DESIGN
105	60% DESIGN
106	50% DESIGN
107	40% DESIGN
108	30% DESIGN
109	20% DESIGN
110	10% DESIGN
111	CONCEPT DESIGN
112	PRELIMINARY DESIGN
113	SCHEMATIC DESIGN
114	PRELIMINARY ENGINEERING
115	FINAL ENGINEERING
116	CONSTRUCTION DOCUMENTS
117	AS-BUILT

GENERAL NOTES:

1. ALL WORK SHALL BE IN ACCORDANCE WITH THE LATEST EDITIONS OF THE INTERNATIONAL MECHANICAL AND ELECTRICAL CODES (IMC) AND THE NATIONAL ELECTRICAL CODE (NEC).
2. ALL WORK SHALL BE IN ACCORDANCE WITH THE LATEST EDITIONS OF THE INTERNATIONAL MECHANICAL AND ELECTRICAL CODES (IMC) AND THE NATIONAL ELECTRICAL CODE (NEC).
3. ALL WORK SHALL BE IN ACCORDANCE WITH THE LATEST EDITIONS OF THE INTERNATIONAL MECHANICAL AND ELECTRICAL CODES (IMC) AND THE NATIONAL ELECTRICAL CODE (NEC).

PROJECT: KING SCOPERS KSI#7

DATE: 08/20/2024

DESIGNER: KING SCOPERS

SCALE: 1/8" = 1'-0"

PROJECT NO.: 241000001

DATE: 08/20/2024

PROJECT: KING SCOPERS KSI#7

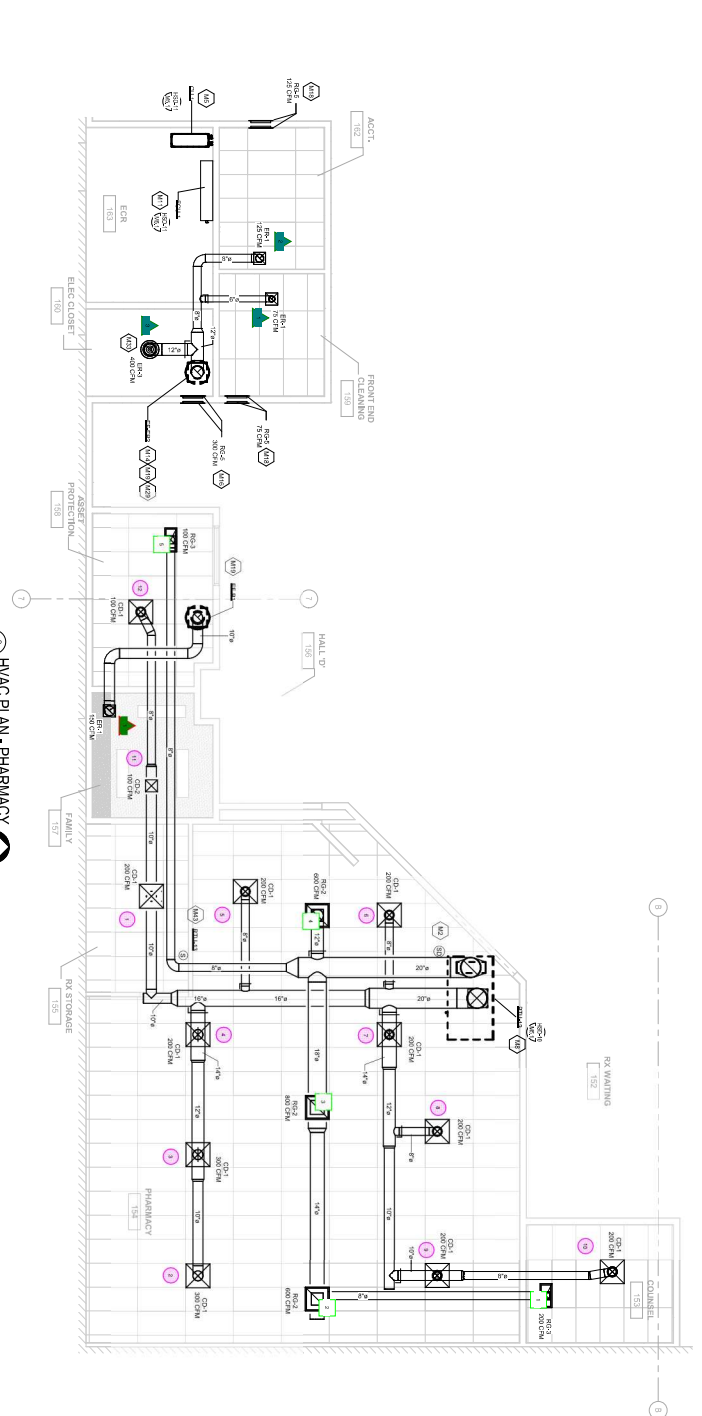
DATE: 08/20/2024

DESIGNER: KING SCOPERS

SCALE: 1/8" = 1'-0"

PROJECT NO.: 241000001

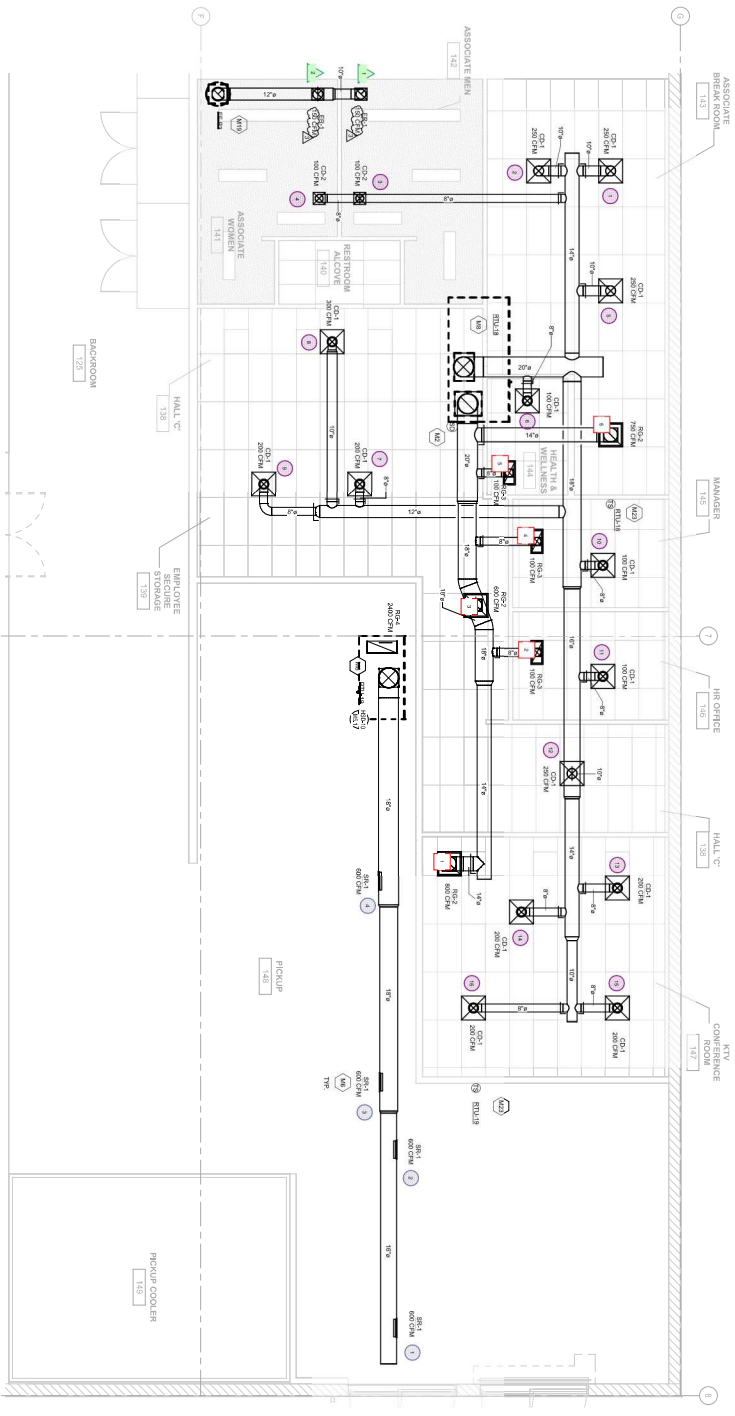
DATE: 08/20/2024



HVAC PLAN - PHARMACY
SCALE: 1/4" = 1'-0"

THESE PLANS AND SPECIFICATIONS ARE INTENDED TO BE USED AS A GUIDE ONLY. THE CONTRACTOR SHALL BE RESPONSIBLE FOR VERIFYING ALL DIMENSIONS AND CONDITIONS ON THE JOB. THE CONTRACTOR SHALL BE RESPONSIBLE FOR OBTAINING ALL NECESSARY PERMITS AND APPROVALS. THE CONTRACTOR SHALL BE RESPONSIBLE FOR PROTECTING ALL EXISTING UTILITIES AND STRUCTURES. THE CONTRACTOR SHALL BE RESPONSIBLE FOR MAINTAINING ACCESS TO ALL AREAS AT ALL TIMES. THE CONTRACTOR SHALL BE RESPONSIBLE FOR CLEANING UP ALL DEBRIS AND WASTE. THE CONTRACTOR SHALL BE RESPONSIBLE FOR PROTECTING ALL ADJACENT AREAS. THE CONTRACTOR SHALL BE RESPONSIBLE FOR OBTAINING ALL NECESSARY PERMITS AND APPROVALS. THE CONTRACTOR SHALL BE RESPONSIBLE FOR MAINTAINING ACCESS TO ALL AREAS AT ALL TIMES. THE CONTRACTOR SHALL BE RESPONSIBLE FOR CLEANING UP ALL DEBRIS AND WASTE. THE CONTRACTOR SHALL BE RESPONSIBLE FOR PROTECTING ALL ADJACENT AREAS.

HVAC PLAN - BACK OFFICE AND PICKUP
SCALE: 1/4" = 1'-0"



HVAC PLAN - BACK OFFICE AND PICKUP
SCALE: 1/4" = 1'-0"

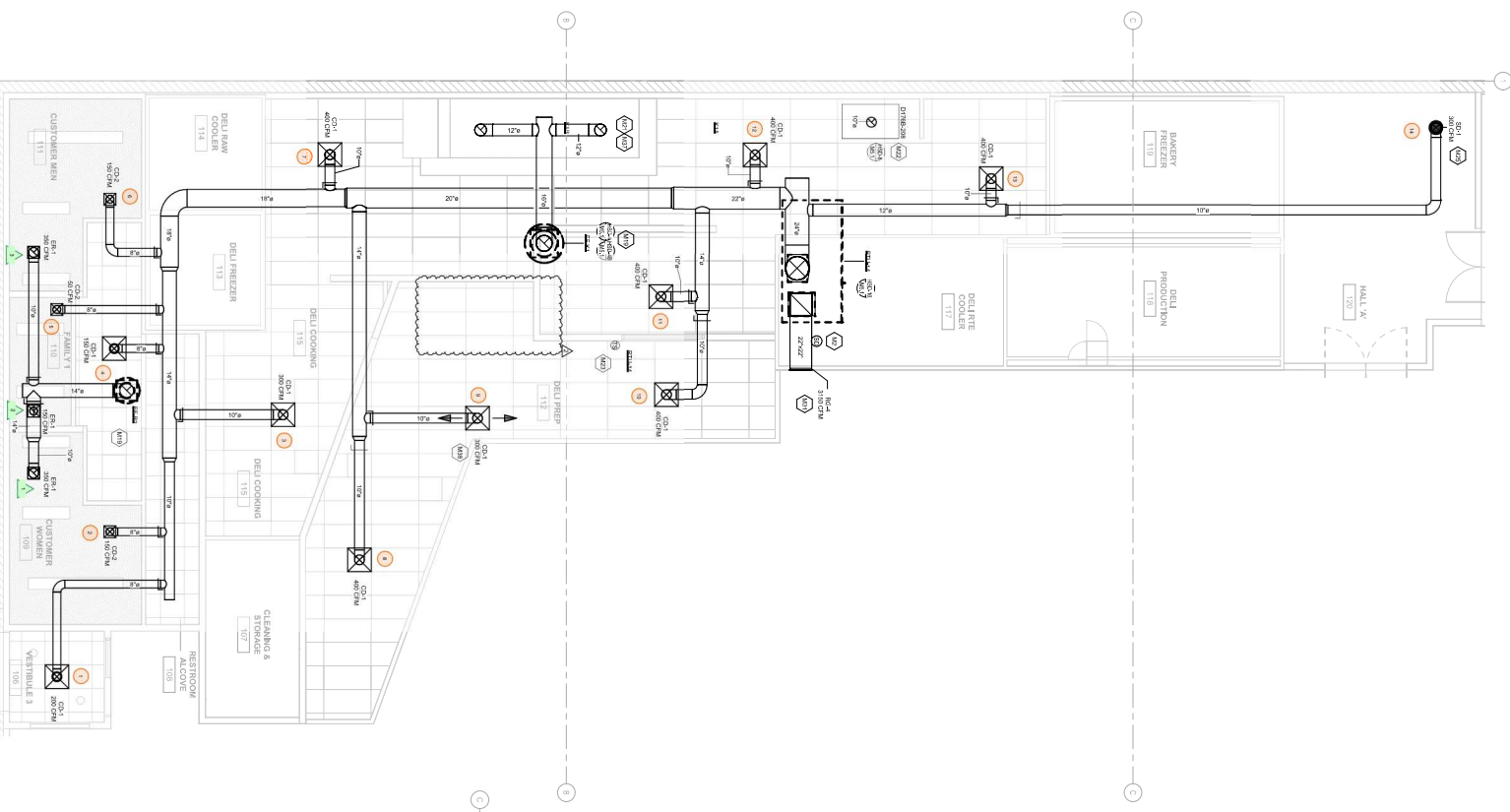
KEYNOTE LEGEND

1	MECHANICAL ROOMS
2	MECHANICAL ROOMS
3	MECHANICAL ROOMS
4	MECHANICAL ROOMS
5	MECHANICAL ROOMS
6	MECHANICAL ROOMS
7	MECHANICAL ROOMS
8	MECHANICAL ROOMS
9	MECHANICAL ROOMS
10	MECHANICAL ROOMS
11	MECHANICAL ROOMS
12	MECHANICAL ROOMS
13	MECHANICAL ROOMS
14	MECHANICAL ROOMS
15	MECHANICAL ROOMS
16	MECHANICAL ROOMS
17	MECHANICAL ROOMS
18	MECHANICAL ROOMS
19	MECHANICAL ROOMS
20	MECHANICAL ROOMS
21	MECHANICAL ROOMS
22	MECHANICAL ROOMS
23	MECHANICAL ROOMS
24	MECHANICAL ROOMS
25	MECHANICAL ROOMS
26	MECHANICAL ROOMS
27	MECHANICAL ROOMS
28	MECHANICAL ROOMS
29	MECHANICAL ROOMS
30	MECHANICAL ROOMS
31	MECHANICAL ROOMS
32	MECHANICAL ROOMS
33	MECHANICAL ROOMS
34	MECHANICAL ROOMS
35	MECHANICAL ROOMS
36	MECHANICAL ROOMS
37	MECHANICAL ROOMS
38	MECHANICAL ROOMS
39	MECHANICAL ROOMS
40	MECHANICAL ROOMS
41	MECHANICAL ROOMS
42	MECHANICAL ROOMS
43	MECHANICAL ROOMS
44	MECHANICAL ROOMS
45	MECHANICAL ROOMS
46	MECHANICAL ROOMS
47	MECHANICAL ROOMS
48	MECHANICAL ROOMS
49	MECHANICAL ROOMS
50	MECHANICAL ROOMS
51	MECHANICAL ROOMS
52	MECHANICAL ROOMS
53	MECHANICAL ROOMS
54	MECHANICAL ROOMS
55	MECHANICAL ROOMS
56	MECHANICAL ROOMS
57	MECHANICAL ROOMS
58	MECHANICAL ROOMS
59	MECHANICAL ROOMS
60	MECHANICAL ROOMS
61	MECHANICAL ROOMS
62	MECHANICAL ROOMS
63	MECHANICAL ROOMS
64	MECHANICAL ROOMS
65	MECHANICAL ROOMS
66	MECHANICAL ROOMS
67	MECHANICAL ROOMS
68	MECHANICAL ROOMS
69	MECHANICAL ROOMS
70	MECHANICAL ROOMS
71	MECHANICAL ROOMS
72	MECHANICAL ROOMS
73	MECHANICAL ROOMS
74	MECHANICAL ROOMS
75	MECHANICAL ROOMS
76	MECHANICAL ROOMS
77	MECHANICAL ROOMS
78	MECHANICAL ROOMS
79	MECHANICAL ROOMS
80	MECHANICAL ROOMS
81	MECHANICAL ROOMS
82	MECHANICAL ROOMS
83	MECHANICAL ROOMS
84	MECHANICAL ROOMS
85	MECHANICAL ROOMS
86	MECHANICAL ROOMS
87	MECHANICAL ROOMS
88	MECHANICAL ROOMS
89	MECHANICAL ROOMS
90	MECHANICAL ROOMS
91	MECHANICAL ROOMS
92	MECHANICAL ROOMS
93	MECHANICAL ROOMS
94	MECHANICAL ROOMS
95	MECHANICAL ROOMS
96	MECHANICAL ROOMS
97	MECHANICAL ROOMS
98	MECHANICAL ROOMS
99	MECHANICAL ROOMS
100	MECHANICAL ROOMS

1 HVAC PLAN - DELI M.T.O



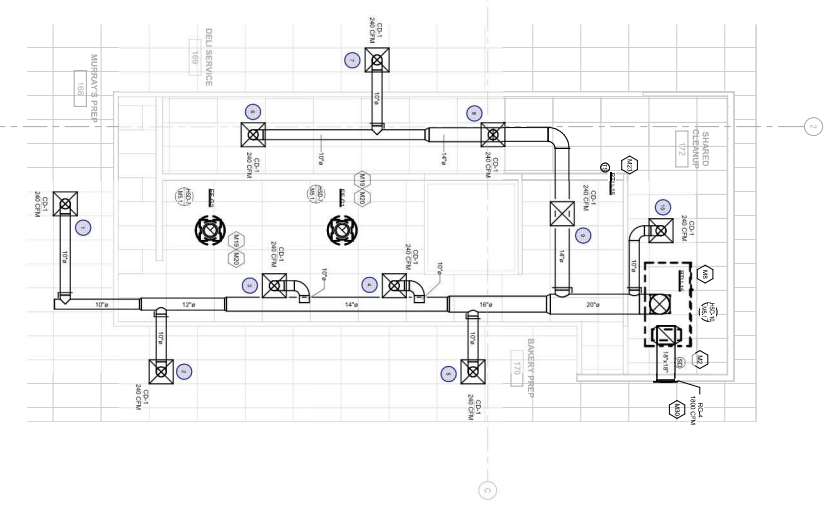
SCALE: 1/4" = 1'-0"



2 HVAC PLAN - DELI BAKERY



SCALE: 1/4" = 1'-0"



PLEASE NOTE: CONTRACTOR SHALL VERIFY ALL EQUIPMENT IS INSTALLED AND OPERATING AS SHOWN ON THESE PLANS. THE CONTRACTOR SHALL BE RESPONSIBLE FOR OBTAINING ALL NECESSARY PERMITS AND APPROVALS FROM THE LOCAL HEALTH DEPARTMENT AND ALL APPLICABLE LOCAL, STATE AND FEDERAL REGULATIONS. THE CONTRACTOR SHALL BE RESPONSIBLE FOR OBTAINING ALL NECESSARY PERMITS AND APPROVALS FROM THE LOCAL HEALTH DEPARTMENT AND ALL APPLICABLE LOCAL, STATE AND FEDERAL REGULATIONS. THE CONTRACTOR SHALL BE RESPONSIBLE FOR OBTAINING ALL NECESSARY PERMITS AND APPROVALS FROM THE LOCAL HEALTH DEPARTMENT AND ALL APPLICABLE LOCAL, STATE AND FEDERAL REGULATIONS.

KEYNOTE LEGEND

NUMBER	DESCRIPTION
101	ROOF CURB
102	ROOF CURB
103	ROOF CURB
104	ROOF CURB
105	ROOF CURB
106	ROOF CURB
107	ROOF CURB
108	ROOF CURB
109	ROOF CURB
110	ROOF CURB
111	ROOF CURB
112	ROOF CURB
113	ROOF CURB
114	ROOF CURB
115	ROOF CURB
116	ROOF CURB
117	ROOF CURB
118	ROOF CURB
119	ROOF CURB
120	ROOF CURB
121	ROOF CURB
122	ROOF CURB
123	ROOF CURB
124	ROOF CURB
125	ROOF CURB
126	ROOF CURB
127	ROOF CURB
128	ROOF CURB
129	ROOF CURB
130	ROOF CURB
131	ROOF CURB
132	ROOF CURB
133	ROOF CURB
134	ROOF CURB
135	ROOF CURB
136	ROOF CURB
137	ROOF CURB
138	ROOF CURB
139	ROOF CURB
140	ROOF CURB
141	ROOF CURB
142	ROOF CURB
143	ROOF CURB
144	ROOF CURB
145	ROOF CURB
146	ROOF CURB
147	ROOF CURB
148	ROOF CURB
149	ROOF CURB
150	ROOF CURB
151	ROOF CURB
152	ROOF CURB
153	ROOF CURB
154	ROOF CURB
155	ROOF CURB
156	ROOF CURB
157	ROOF CURB
158	ROOF CURB
159	ROOF CURB
160	ROOF CURB
161	ROOF CURB
162	ROOF CURB
163	ROOF CURB
164	ROOF CURB
165	ROOF CURB
166	ROOF CURB
167	ROOF CURB
168	ROOF CURB
169	ROOF CURB
170	ROOF CURB
171	ROOF CURB
172	ROOF CURB
173	ROOF CURB
174	ROOF CURB
175	ROOF CURB
176	ROOF CURB
177	ROOF CURB
178	ROOF CURB
179	ROOF CURB
180	ROOF CURB
181	ROOF CURB
182	ROOF CURB
183	ROOF CURB
184	ROOF CURB
185	ROOF CURB
186	ROOF CURB
187	ROOF CURB
188	ROOF CURB
189	ROOF CURB
190	ROOF CURB
191	ROOF CURB
192	ROOF CURB
193	ROOF CURB
194	ROOF CURB
195	ROOF CURB
196	ROOF CURB
197	ROOF CURB
198	ROOF CURB
199	ROOF CURB
200	ROOF CURB

M4.1

PROJECT: KING SCOPERS KSI #7

DATE: 3/22/2018

SCALE: 1/4" = 1'-0"

PROJECT LOCATION: FALCON, CO

DESIGNER: COLC-HUBBELL ARCHITECTS INC.

PROJECT NO: 130102021

DATE: 3/22/2018

SCALE: 1/4" = 1'-0"

PROJECT LOCATION: FALCON, CO

DESIGNER: COLC-HUBBELL ARCHITECTS INC.

PROJECT NO: 130102021

king

COLC-HUBBELL ARCHITECTS INC.

130102021

3/22/2018

1/4" = 1'-0"

FALCON, CO

DESIGNER: COLC-HUBBELL ARCHITECTS INC.

PROJECT NO: 130102021

CR

architecture + design

130102021

3/22/2018

1/4" = 1'-0"

FALCON, CO

DESIGNER: COLC-HUBBELL ARCHITECTS INC.

PROJECT NO: 130102021

CR

architecture + design

130102021

3/22/2018

1/4" = 1'-0"

FALCON, CO

DESIGNER: COLC-HUBBELL ARCHITECTS INC.

PROJECT NO: 130102021

CR

architecture + design

130102021

3/22/2018

1/4" = 1'-0"

FALCON, CO

DESIGNER: COLC-HUBBELL ARCHITECTS INC.

PROJECT NO: 130102021